

North Current



Monthly Newsletter of the Aquatic Explorers Scuba Club Inc.
P.O. Box 180, Connelly, NY 12417
Marsh Scuba Supply
93 Lauer Rd, Poughkeepsie, NY 12603

June , 2009

WWW.AQUATICEXPLORERS.ORG
WWW.MARSHSCUBA.COM

Next Meeting

Board Meeting

July 6, 2009 @ 7:30 PM

Club Meeting

July 6, 2009 @ 8:00 PM

Meetings are held at the American Legion Post on Overlook Rd.



Man's Best Friend

Photo courtesy of Rich Huff.

Upcoming Events

July 18-19

Dutch Springs

July 20 -26

Valcour Island (NYSDA)

July 24-26

Saint Lawrence Seaway

Sept 26

Clambake—keep the date open, details at the meeting and in the next newsletter

It's Your Newsletter

Members are invited to submit articles about dive trips, locations, events, equipment, opinions etc. Your contributions can make reading the newsletter more interesting for everyone. Send in trip reports and other interesting tid-bits for the newsletter. How about a photo of the month?

We Have a Yahoo Group

What does that mean? It means people can search for dive clubs in Dutchess County and find us. It has a file section where the newsletter can be found as well as other special notices. It has a calendar which can be updated as soon as we have additions or changes. Rather than getting a monthly newsletter in your email from me directly, the Yahoo group software will notify you and supply a link to the newsletter or any other notice or bulletin posted on the board. There is a message board open to all group members. I can go on and on. Sign up and get familiar with the features. I plan to migrate away from the mass mailing with the attached PDF file in the next couple of months. Try it, everyone who has so far likes it. To sign up, just follow this link:

http://groups.yahoo.com/subscribe/AquaticExplorers_group

Club Jackets & Dive Flag Stickers

To order your embroidered club jacket or custom dive flag decals contact Faith Cousens at Fcousens@hvc.rr.com to place your order or for additional details.



2009 Club Officers

President	Keith Doland	(914)739-0523	scubanut3@optonline.net
Vice President	Mary Vogel	(845)485-3029	mevog1225@optonline.net
Treasurer	Patrick Bennett	(845)331-6068	TheBennetts@hvc.rr.com
Secretary	Richard Huff	(845) 728-0220	rich547@optonline.net
Member at Large	Jim McCann	(845)778-5684	Jimsara@frontiernet.net
Member at Large	TBA		
Newsletter	Paul Souleotis	(845)691-6645	psouleotis@optonline.net
Air Shed	Dick Tambini	(845)454-0210	rtambini@earthlink.net
Activities	Andy Viviano	(845)462-8322	marshscuba@optonline.net
Entertainment			
Membership	Faith & Forrest Cousens	(845)473-3803	fcousens@hvc.rr.com

O2 and First Aid Kits

Contact Dick Tambini to arrange to borrow the oxygen system and or the first aid kit for use on a dive trip. Club dives have priority over personal dives. All requests for use must be made at least a week in advance. Dick can be reached at 454-0210. If you have used the O2 unit or any supplies from the O2 kit or the first aid kit, please tell Dick when returned. This way we can refill the tank or replace used supplies to assure a complete kit for the next borrower.

Meetings

Please make every effort to attend the monthly meetings.

Our Entertainment chair has planned a program each month to entertain and / or educate.

Each month will have a feature program, and a full house is a great way to show our appreciation.

After the meeting, please, don't forget to pick up any litter and return the tables and chairs to where they were.

New Members

A big welcome to new members:

Brent Williams

Tony Smith

Chris Juliano

DIVER REWARDS

Refer a new diver for Open Water Certification to Marsh Scuba and receive a \$25.00 gift certificate towards equipment purchases.

Packing Your Scuba Gear for the Airplane

Learn how to avoid the headaches of traveling with your gear. Since 9/11 occurred TSA and the airlines have changed their policies and restricted what equipment can be placed on an airplane. Prior to leaving on your trip it is best to contact the airline you're flying with or talk to your travel agent. Remember to also check with any airlines you may be transferring to during your trip. Even though your flight may have been booked through your original airline they may not know what restrictions are in place with the airlines you are transferring to. Usually your gear will be able to fly for free, just like your luggage, but be sure that there are not any limits on the number of bags or weight limits of your bags that you can take without paying a service fee.

The best way to pack your dive bag, when you are traveling, is in a specially designed dive bag. But before you pack your equipment be sure to take it in for a complete "Check up" to make sure everything is working properly. This is especially important if you have a dive computer or are bringing your own regulator and octopus. If you don't have a dive bag you can always use an extra-large suitcase or a sports bag similar to the type used for hockey or football. If you plan to check your dive bag be sure to purchase TSA approved locks. You can find sources for TSA locks on the Internet. They allow any TSA inspector to open your dive bag for inspection and relock it. Make sure that the locks you purchase will show a red ring if they have been opened by TSA so you will know if anyone has inspected your dive bag and you will be able to check it at the airport before you leave in case there are any problems.

Since most divers rent their gear and wetsuits at their final destination the safest way to take your gear is in a carry on bag that you have control over. Don't bring pressurized tanks with you since they will not be allowed to be placed on the airplane.

Identify your checked luggage by adding a unique design on the side, labels or anything that will help you distinguish it from everyone else's/ Don't forget there will be many dive bags that look similar and you don't want your gear to end up in someone else's hands.

Packing your gear

Place your fins, sole to tip and wrap them in a towel before placing them in your bag. You should pack your mask in a hard protective case but if you don't have a case for your mask then check with your local dive shop where you should be able to purchase one. If you are bringing your dive computer and regulator, wrap them in a towel or clothing to protect them from damage.

Underwater camera housings and lights should be given special attention. Remove any O-rings that seal them since you will discover that it may not be possible to open them once you arrive at your destination. Since cabin pressure changes during flight it can often create a vacuum in your housing or light and cause the pressure inside to be lower than the outside thus making it almost impossible to open. Just remember to place the O-rings back in before you jump in the water.

Insure yourself and equipment

Check with your travel agent, if you are using one, but be sure to purchase travel insurance, equipment insurance and international health insurance in case you need medical attention. It is also good to have DAN insurance in case you require the use of a hyperbaric chamber.

Be prepared

Keep your dive log, C-card and other important items dry by placing them in a large zip lock plastic bag and place them in your carry-on luggage. Keep your passport secure and with you at all times. Before leaving on your trip make a photocopy of all your identification, including credit cards, contact information for lost credit cards, and store it in a safe place in your carry-on luggage. When you reach your destination, place your identification copies in the resort/hotel safe.

Purchase any needed batteries, film, sunscreen and sunglasses prior to leaving on your trip. You will discover that they are less expensive at home. Make sure, if you take any prescription medications, that you have them with you and that they are clearly labeled since it may be difficult to obtain them at your destination.

Do your homework

When planning your trip you should find dive shops in the area you are visiting. Check-out scubawizard's dive listings for contact information. A few long-distance telephone calls or e-mails will be cheaper than driving from shop to shop comparing prices and packages after you arrive. You will also be able to learn other information like visibility, water temperature and preferred diving locations.

Homeward bound

Prior to returning home, be sure to wash all your gear in fresh water and allow it to dry before packing. Cleaning your scuba gear will prevent the growth of mold. Remnants of ocean debris, when allowed to grow in a closed bag for a while, can end up smelling like an old gym locker so pack smart.

Our Calendar

Our calendar is available in both a file format and a graphic/printable format on our Yahoo Users Group.

http://groups.yahoo.com/group/AquaticExplorers_group/cal

Our Sponsors Support Us - - - Please Support Them




93 Lauer Road
Poughkeepsie, NY 12603

Sales - Service - Instruction
Dive Travel-Trips

Andy Viviano PADI Dive Center Ph: (845) 452-8994
President Fax: (845) 463-1623

www.MARSHSCUBA.COM




Custom Machine Embroidery


Dennis Dunning

7 Jordan Court Poughquag, NY 12570-5038 (845) 724-3986

dennis@embroideryd.com
www.embroideryd.com



MEMBER
Cruise Lines International Association



USTOA

A TIME TO GO Travel
ROBERTA EISENBERG
CRUISE/TOUR CONSULTANT


120 Wappanocca Avenue Rye, New York 10580
www.cruiselinescentral.com
email: roberta@hvc.rr.com

Fone: 845-565-5450
Fax: 845-565-9019
Toll Free: 866-QUOTE-NOW
Cell: 845-541-2000

U.S. FLAGS, BANNERS
SPECIAL ORDERS

10 VINCENT RD.
POUGHKEEPSIE, NY 12603
PHONE 914-454-6679

DOUG VOGEL
FLAG DECORATOR



FLAG POLES AND ACCES.
STRINGS OR LIGHTS
FLAGS FOR ALL OCCASIONS

Contact a board member to place your add here.

